



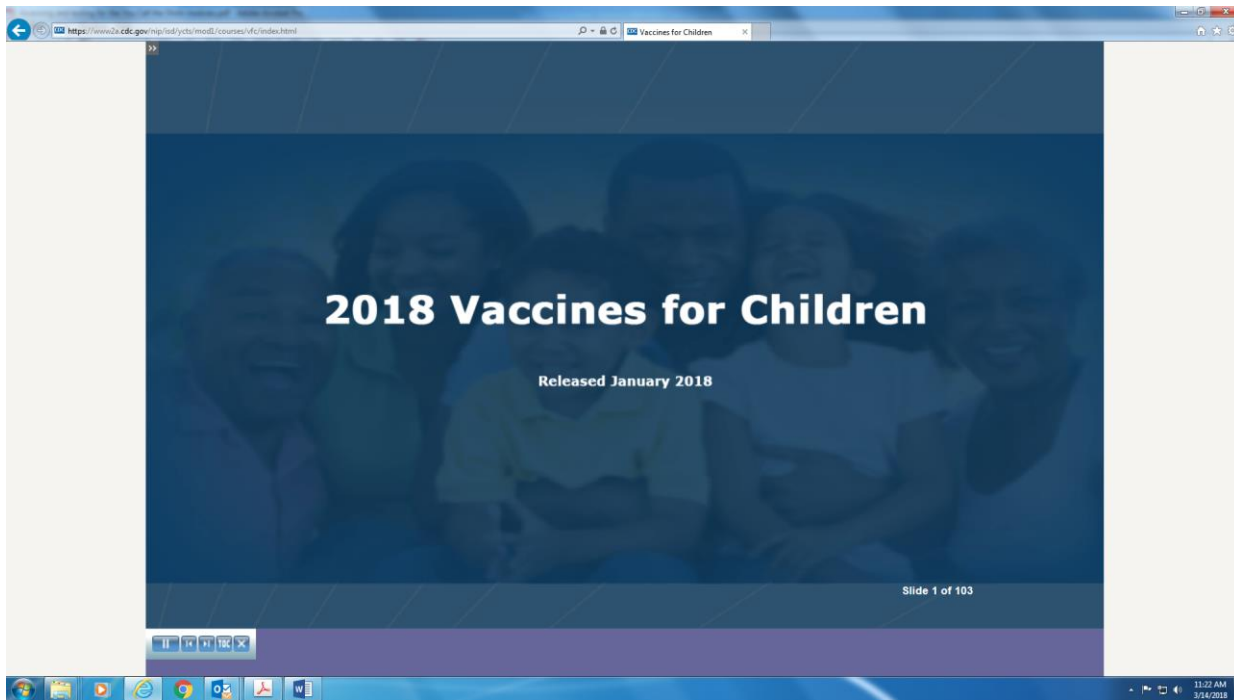
Accessing the Vaccine Storage and Handling module

1. Go to the “You Call the Shots” page on the CDC website: <https://www.cdc.gov/vaccines/ed/youcalltheshots.html>.
2. On the **Now Available** list of courses, click on [Vaccine Storage and Handling](#).
3. The next page will give you different information about the course. Go to the bottom of the page and click on the [Continue](#) link.
4. You will then be taken to the following page. Click on the  icon on the bottom left corner to move from one slide to another.



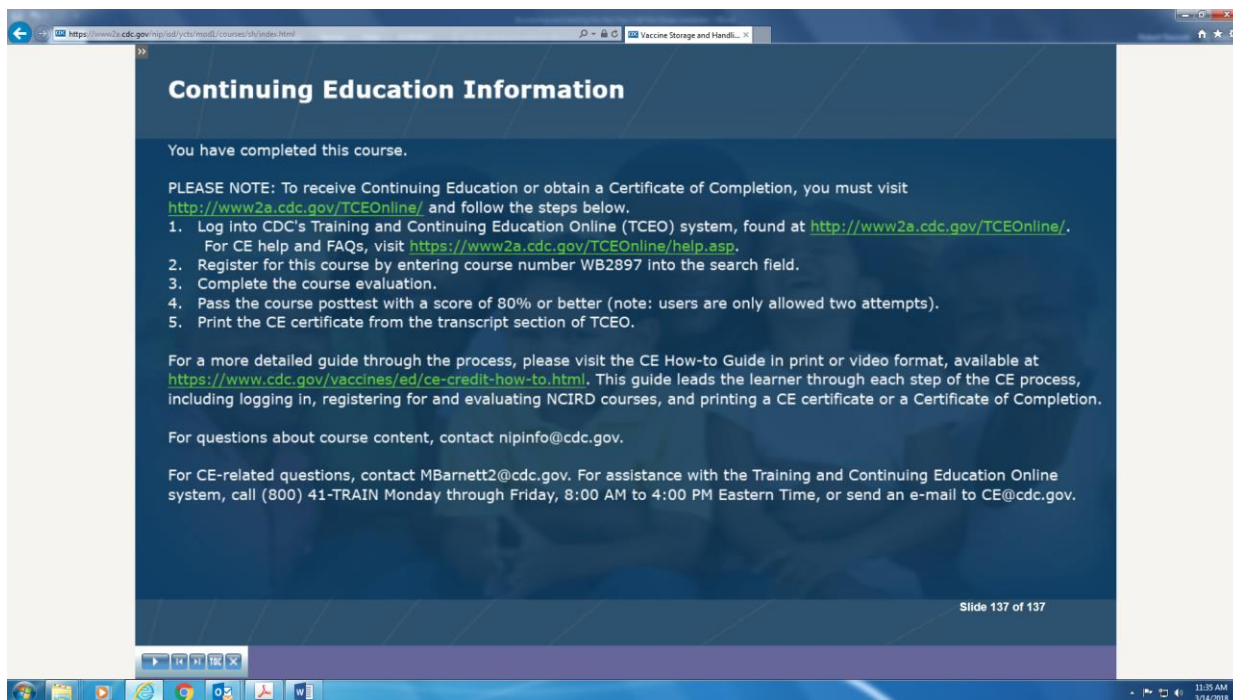
Accessing the Vaccines for Children (VFC) module

1. Go to the “You Call the Shots” page on the CDC website: <https://www.cdc.gov/vaccines/ed/youcalltheshots.html>.
2. On the **Now Available** list of courses, click on [Vaccines for Children \(VFC\)](#).
3. The next page will give you different information about the course. Go to the bottom of the page and click on the [Continue](#) link.
4. You will then be taken to the following page. Click on the  icon on the bottom left corner to move from one slide to another.



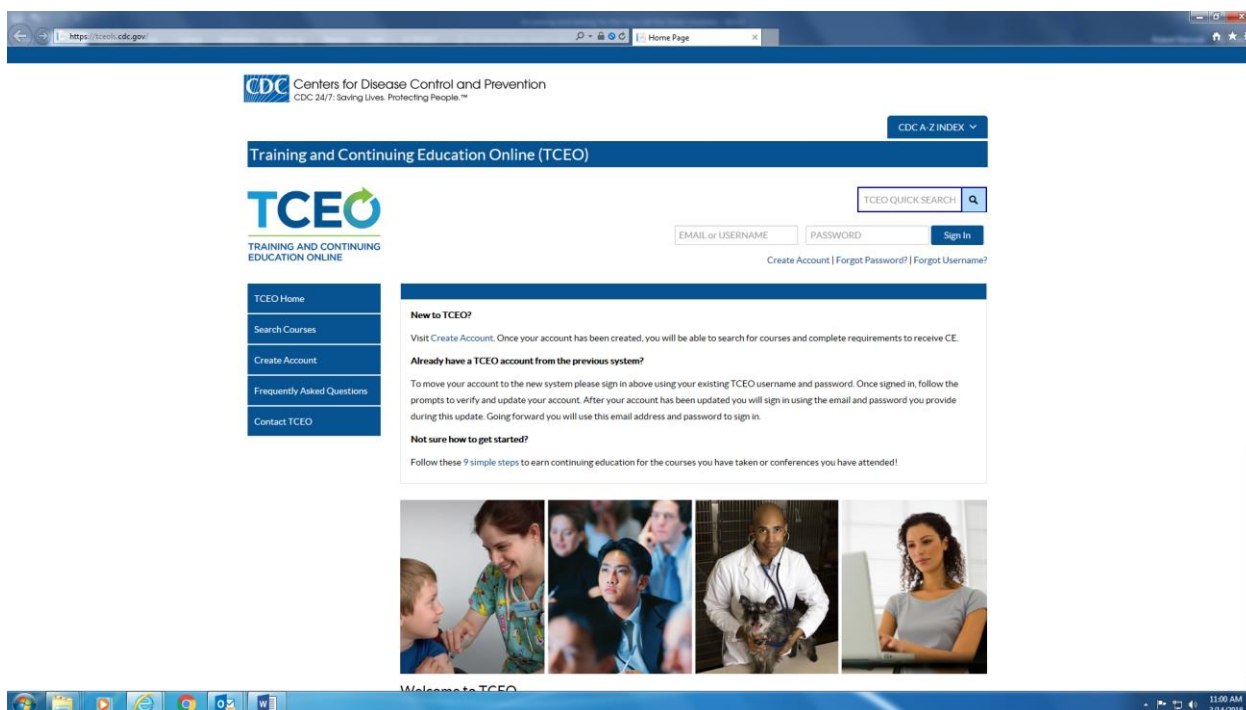
Registering with CDC to complete the course evaluation and test

1. Once the course is completed, a display such as the one on the screenshot will appear. Follow the instructions for logging into CDC's Training and Continuing Education Online system.



The screenshot shows a presentation slide with a dark blue background and white text. The title is "Continuing Education Information". Below the title, it says "You have completed this course." followed by a "PLEASE NOTE" section. The note states that to receive Continuing Education or obtain a Certificate of Completion, users must visit <http://www2a.cdc.gov/TCEOnline/> and follow the steps below. The steps are: 1. Log into CDC's Training and Continuing Education Online (TCEO) system, found at <http://www2a.cdc.gov/TCEOnline/>. For CE help and FAQs, visit <https://www2a.cdc.gov/TCEOnline/help.asp>. 2. Register for this course by entering course number WB2897 into the search field. 3. Complete the course evaluation. 4. Pass the course posttest with a score of 80% or better (note: users are only allowed two attempts). 5. Print the CE certificate from the transcript section of TCEO. Below the steps, there is a link to a "CE How-to Guide" at <https://www.cdc.gov/vaccines/ed/ce-credit-how-to.html>. At the bottom, contact information is provided: nipinfo@cdc.gov for course content questions, and MBarnett2@cdc.gov or (800) 41-TRAIN for TCEO system assistance.

2. After clicking on the <http://www2a.cdc.gov/TCEOnline/> link, you will then be taken to the following page where you register by clicking on either **Create Account** or **Create Account**:



The screenshot shows the CDC Training and Continuing Education Online (TCEO) homepage. The page features the CDC logo and the text "Centers for Disease Control and Prevention CDC 24/7: Saving Lives. Protecting People." The main heading is "Training and Continuing Education Online (TCEO)". There is a search bar labeled "TCEO QUICK SEARCH" and a "Sign In" button. Below the search bar, there are links for "Create Account", "Forgot Password?", and "Forgot Username?". A sidebar on the left contains links for "TCEO Home", "Search Courses", "Create Account", "Frequently Asked Questions", and "Contact TCEO". The main content area has three sections: "New to TCEO?", "Already have a TCEO account from the previous system?", and "Not sure how to get started?". The "New to TCEO?" section includes instructions on how to create an account and search for courses. The "Already have a TCEO account from the previous system?" section includes instructions on how to sign in and update the account. The "Not sure how to get started?" section includes a link to a guide on how to get started. At the bottom, there is a row of four images showing healthcare professionals interacting with patients and a dog.